


Irrigation meters



1. What is an irrigation meter?

An irrigation meter is a standalone meter that measures water used for outdoor purposes only, such as for watering big orchards or large gardens. It works in the same manner as a household meter, counting the volume of water passing through it on a rotary dial.

Irrigation meters must be equipped with a backflow prevention device. This is to stop contaminants – such as pesticide, herbicide or fungicide sometimes added to irrigation sprayers – from being drawn into the potable water supply network. For example, a burst watermain might create a sudden pressure drop into our network, forcing water to flow back from your property into the drinking water network.

2. Why use an irrigation meter?

For watering large lawns, golf courses, and other outdoor areas, an irrigation meter may be more cost effective than using water coming from the meter already in place at your property. Since water measured by an irrigation meter does not drain into the wastewater network, there are no wastewater charges for this meter. Please note that there are costs involved in installing, maintaining and using an irrigation meter - see below for associated charges.

3. Costs of installing an irrigation meter

The costs of installing an irrigation meter are as follow:

- 3.1. Paid to Watercare:** application processing fee (\$157.55) + meter installation fee (\$1,460.50 for a 20mm meter with a backflow prevention device servicing a domestic property)
- 3.2. Paid to Watercare:** additional costs may apply depending on extra labour and material expenses due to site constraints, such as hard surfaces, specialised paving, road crossings, extending the watermain, etc.
- 3.3. Paid to a plumber or drain layer:** once the meter is installed, it will have to be connected to your hoses or irrigation system. This part of the network is considered private, so you will need to ask a plumber for details of those charges.

4. Costs of using and maintaining an irrigation meter

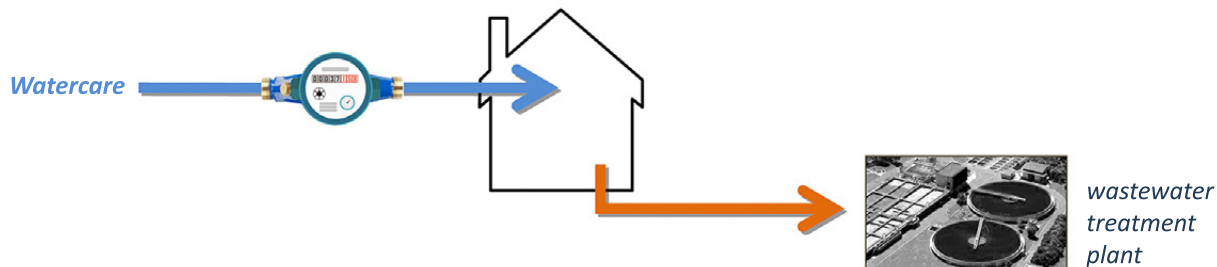
- 4.1.** The irrigation meter will measure water consumption when in use, and you will be charged every month based on volumetric usage.
- 4.2.** A backflow prevention device testing fee applies each year (\$133.40 during business hours, \$241.50 after hours).

See reverse page for details of on-going charges.

Irrigation meters - continued

Summary of on-going charges (valid from 1 July 2017 to 30 June 2018)

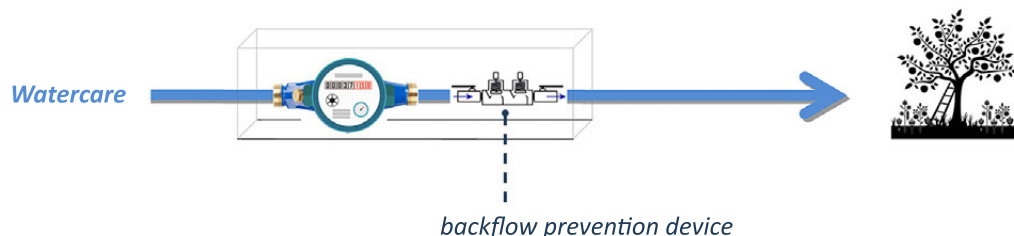
MAIN WATER METER



- Volumetric water charges: \$1.480 / kL, based on meter readings
- Volumetric wastewater charges: \$2.535 / kL, based on a percentage* of the water consumption
- Fixed annual wastewater charge: \$211 per year, billed monthly (pro rated on the number of days)

* The wastewater percentage of your main meter will increase after installation of an irrigation meter, as there will be no allowance for gardening usage anymore on this meter. For example, the wastewater percentage for a standard residential property would increase from 78.5% to 100%.

IRRIGATION METER



- Volumetric water charges: \$1.480 / kL, based on meter readings
- Volumetric wastewater charges: \$0
- Fixed wastewater charge: \$0
- Annual testing of backflow prevention device: \$133.40 during business hours (\$241.50 after hours)

5. Alternatives to an irrigation meter

Since there are costs associated with the installation and maintenance of an irrigation meter, we recommend that you carefully consider the potential savings before deciding to install one.

Alternatively, you may want to consider a rainwater tank for small outdoor areas, as this is comparatively easier and cheaper to set up.

You can also refer to the 'Be Waterwise' booklets for more information and tips on saving water, available from the Watercare website at: www.watercare.co.nz > Community > BeWaterwise